

P.G. Senior Secondary School

D.C.F. Chow, Captainganj-Kushinagar

Summer Holidays Homework

Session – 2022-23

Class – U.K.G (Sr. KG)

Student's Name

Class **UKG**

Months- **May & June**

Obt. Grade/Marks

Teacher's Sign.

Class Teache's Contact. No.- +918707688338, +917897605622

Principal Cont No.- 9450683593, Vice Principal Cont. No.-9450683376

Dear Students,

Summer Vacation is really a time duration that brings a lot of joy and new things for you. But this duration is not only for entertainment. It is the time period when you spend your maximum time in your family. Hence, you should try your level best to focus on the values that are taught only in the family or School.

There are some suggestive points for you with an expectation that you will follow without any excuse.

You are suggested to –

- Do Your Vacation Work by yourself.
- Avoid separates Note Book for Assignment
- Write Good, Neat and Clean.
- Use a file to settle the Pages of Assignment.
- Do all the work with Day and Date.
- Avoid playing in the Sunshine or Hot Places.
- Try to pray God daily.
- Pay special attention towards your Health and Caring.
- Touch the Feet of your Parents, Grand Parents and other Elders of your family at least two times in a day (Morning & Night)

Request to Parents:

1. Holidays homework should be done by the child, under parental guidance.
2. The child should have a fixed time daily, for doing the assignments.
3. Nurture your child's interest – be it art, music, dance or anything else.
4. Let him/her pursue a hobby of his /her own choice.
5. Please train your child to become independent in his daily chores.

Please Involve child at home in the following tasks –

1. Help to keep the house clean- clear toys, books or craft after they finish playing.
2. Help your mother to set and clear the dinning the table.
3. Remember to converse in English.
4. Be polite while speaking and talk softly.

To enhance children's creativity and innovation for the progressive learning. Help your child to do the following:

- Morning Blessings: Help your child inculcate good habits like doing "Surya Pranam"&encourage him/her to greet all elders in the morning.
- Fun in Knowing: Tell the child about your childhood, share incidents from the past and show him/her old family albums. This will strengthen the bond between you and your child.
- Fun with Books: Read English and Hindi stories to your child with morals.
- Fun with family: Make use of these holidays and spend quality time together as a family and make your child feel special.
- Fun with Parents: Cook dinner together. Show your child how to measure 1 cup, 1/2, 1 teaspoon etc. Start naming the food groups, when you serve them.
- Go for shopping together. Tell your child about market and mall differences, about the things, items and material purchased from there.
- Let your child help in your household chores like cleanings, dusting and many more.
- Have walk together and talk to your child about what he/she likes and dislikes etc.
- Help your child to memorize the home address and your phone numbers too.
- Help your child in learning how to open and close his/her water bottle, lunch box.

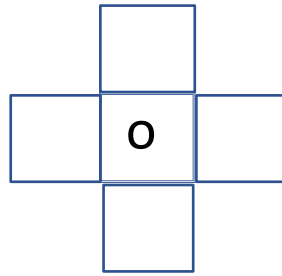
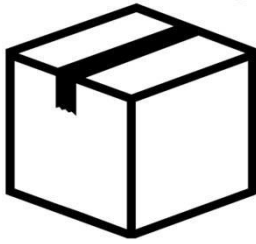
Write A to Z Cursive Writing-

A series of horizontal dashed lines for cursive writing practice, arranged in 13 groups of four lines each. Each group is separated by a larger vertical gap, providing space for writing the letters A through Z in cursive.


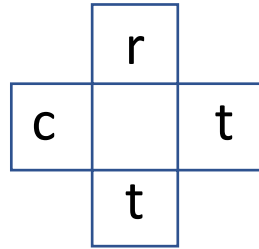
Write a to z Cursive Writing-

A series of horizontal dashed lines for cursive writing practice, arranged in 10 groups of four lines each. Each group is separated by a larger vertical gap, providing space for writing and correction.

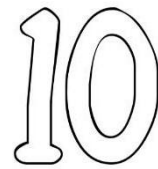
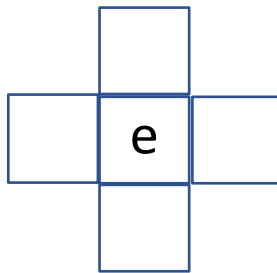
Q 3. Look at the pictures and complete the crossword puzzle.a)



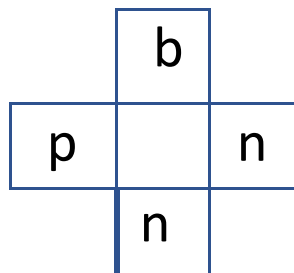

b)



c)



d)



Q4. Find out five meaningful three lettered words from the word maze and write them. Paste or draw the pictures also.

p	x	w	b	u	n
o	u	v	a	y	i
t	o	y	t	h	b
z	i	p	m	a	n
o	q	e	u	t	d
f	g	n	b	u	s
s	u	n	k	b	l

Q5. Choose the letters from the circle and make meaningful words.

1. 'a' sound words

p
t

c
a
b

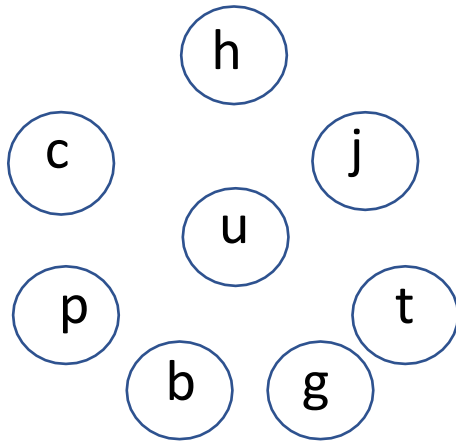
g
n

_____ , _____

_____ , _____

'u' sound words

b)

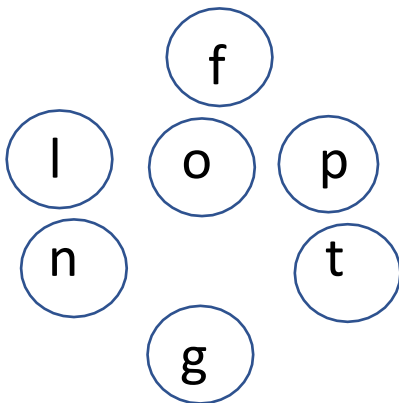


_____ , _____

_____ , _____

c)

'o' sound words



_____ , _____

_____ , _____

Q6. Cross out the odd sound words in each set of words.

- a) dip sip leg lip
- b) lap toy map tap
- c) pan net set get
- d) bun sun run dip
- e) pot got jam dot

Subject : Hindi

1. अ से अः तक लिख कर याद करें

.....
.....
.....
.....
.....
.....

2. क से क्ष तक लिख कर याद करें

.....
.....
.....
.....
.....
.....
.....
.....
.....
.....
.....
.....

3. वर्णों को जोड़ कर शब्द बनाओ:-

(i) प + व + न =

(ii) न + म + क =

(iii) ड + ग + र =

(iv) ल + ट + क =

(v) प + क + इ =

(vi) न + ह + र =


(vii) ब + ह + न =


(viii) प + ह + न =


(ix) इ + व + न =

(x) न + म + न =


4. चित्र देख कर शब्द को पूरा कीजिये :-

1.  =रम

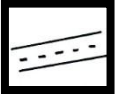
2.  = म.....र


3.  = ब.....न

4.  = क.....म

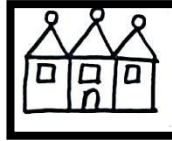
5.  = लह

6.  =मल

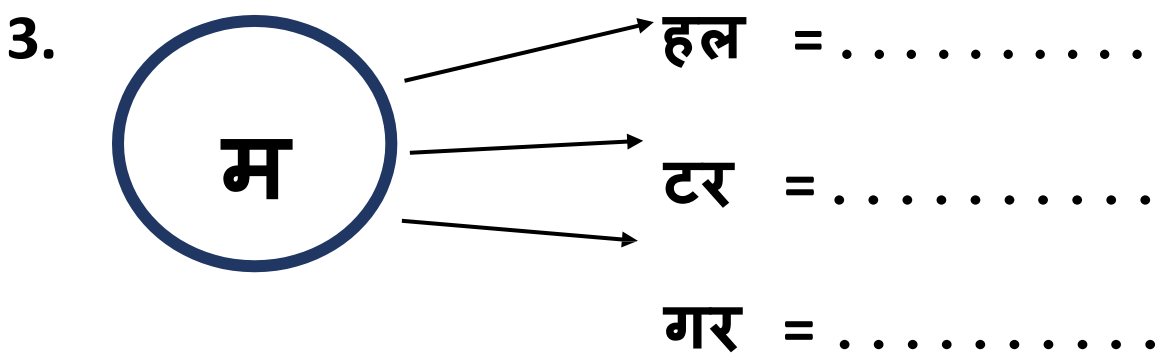
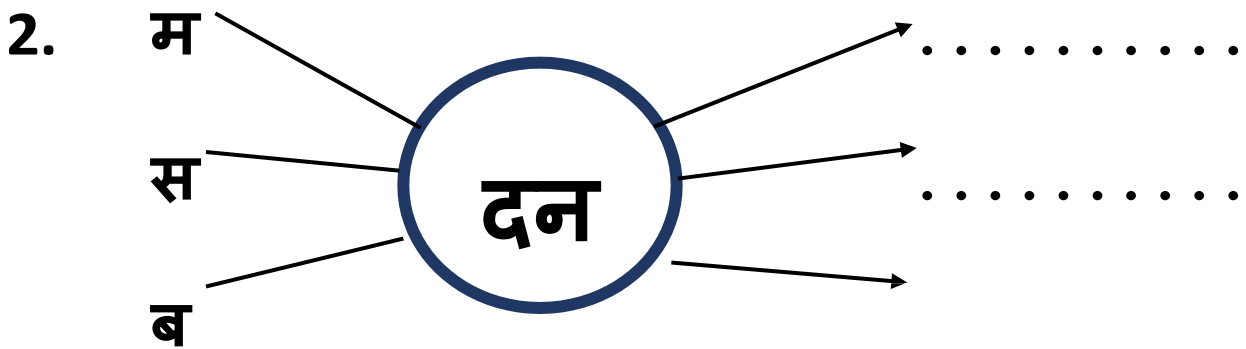
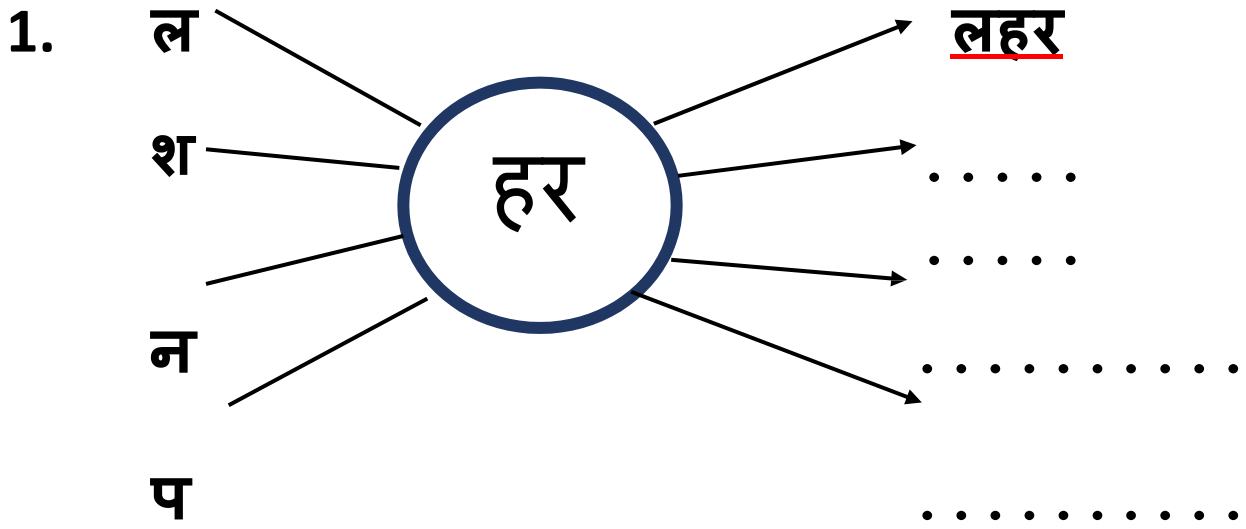
7.  = स.....क

8.  = म.....र

9.  = न.....न

10.  = म.....ल

5. शब्द बनाओ :-




→ रल =

→ बक =

6.

मिलते-जुलते शब्द अलग कर के लिखे :-



नल

.....
.....
.....

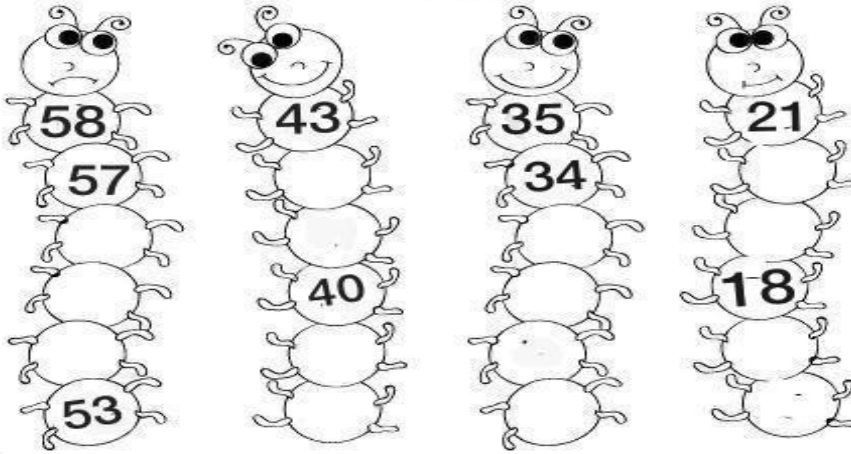
घर

.....
.....
.....

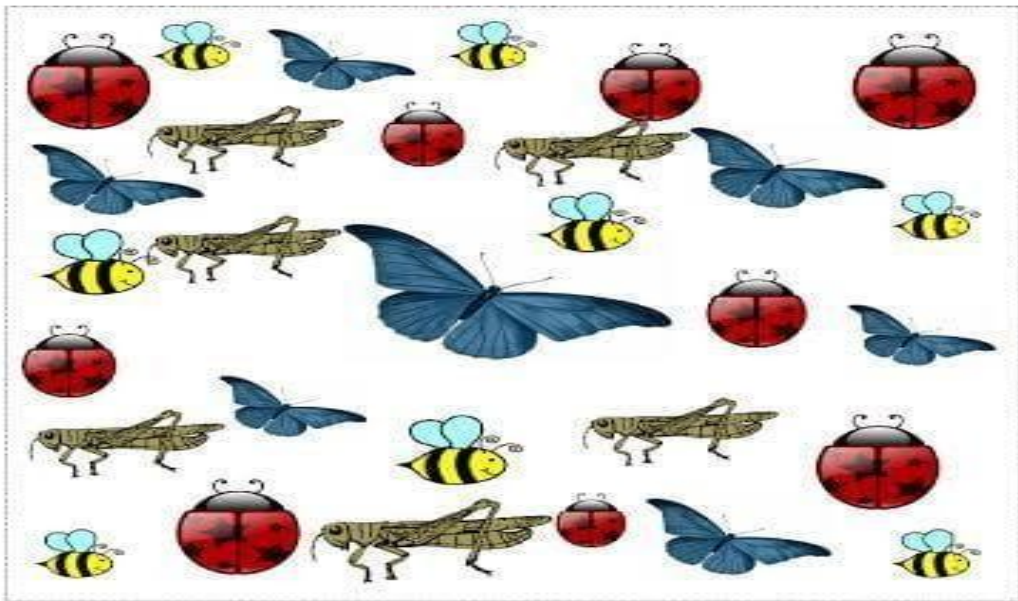
जब

.....
.....
.....


5. Say backward counting and fill in the missing numbers.



6. Count the objects in the given picture and write their numbers in the blanks given.



7. Paste black bindis on the pictures of the watermelon according



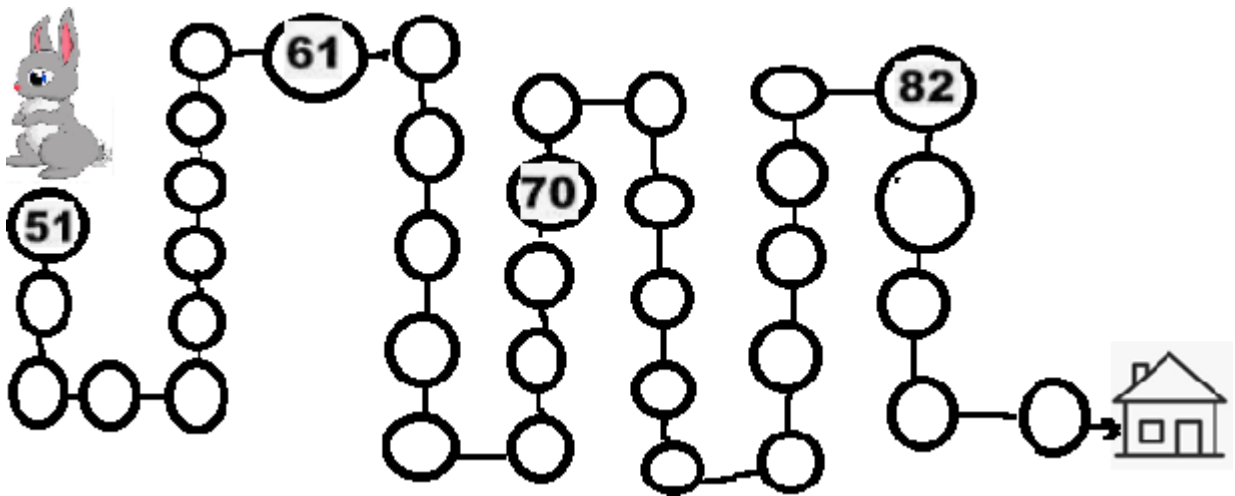
to the numbers given and colour the watermelons.

6

9

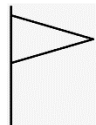


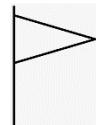
10







8. Fill in the missing numbers and help the Bunny to reach it's






home.

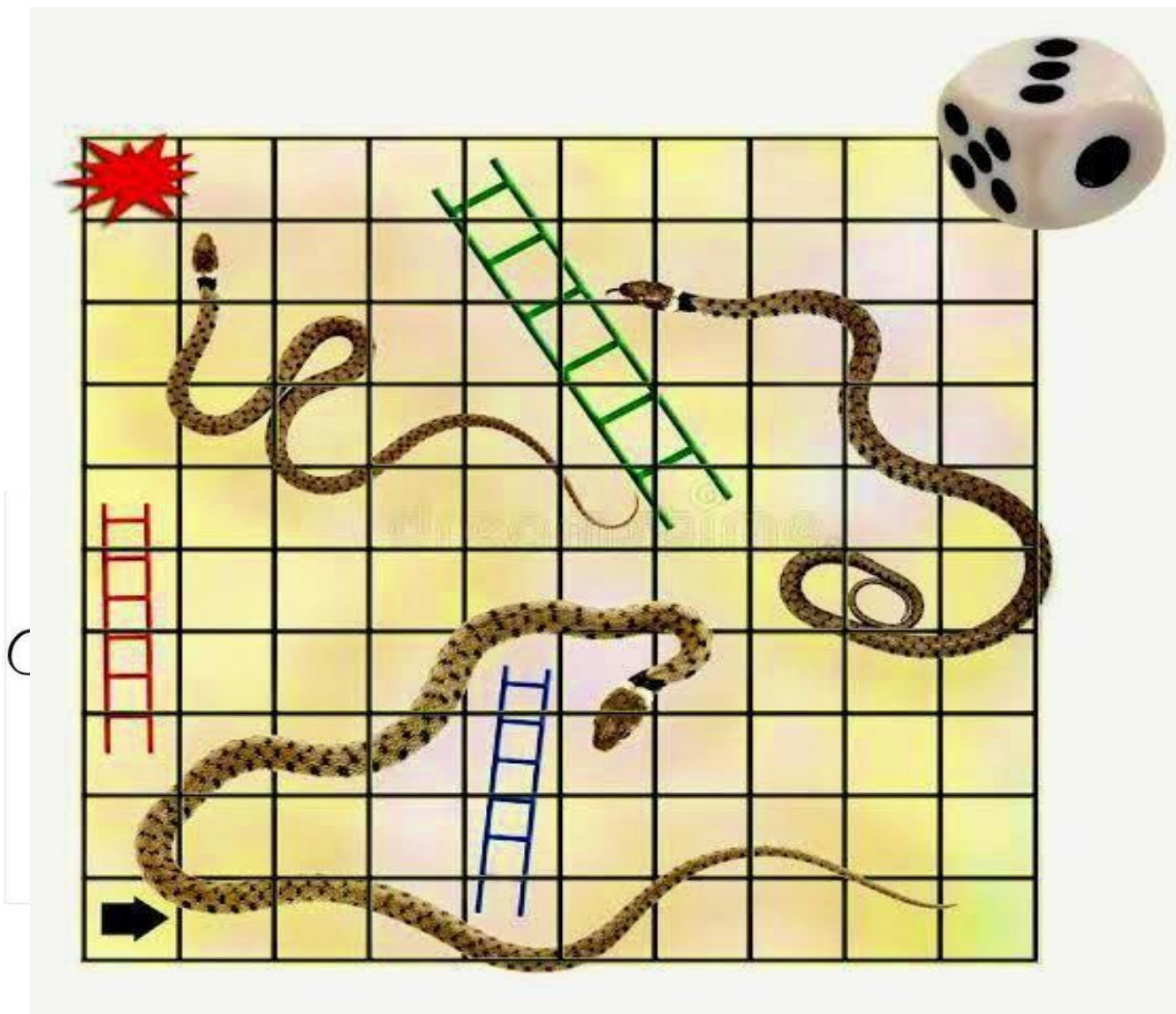
9. Complete the patterns.

1.     _____

2.       _____

3.    _____

Prepare a **'Snake and Ladder'** board on 1th chart paper and write the numbers **1 -100** in the boxes. *Refer to the picture.



Write the Name of any 20 Teachers of your school.

.....

.....

.....

.....

.....

.....

.....

.....

.....

.....

.....

.....

.....

.....

.....

.....

.....

.....

Write the names of your family Members and Paste its picture.

Draw the picture of your hand and colour it.

