



Std. 1



# P.G. Senior Secondary School 10+2

Affiliated To CBSE, New Delhi

DCF Chowk, Captainganj, Kushinagar

*Summer Holiday*  
**HOMEWORK**

Contact us for any query

+91-9450683593

+91-9792320915

Submitted By: \_\_\_\_\_

## Dear Students,

Summer Vacation is really a time duration that brings a lot of joy and new things for you. But this duration is not only for entertainment. It is the time period when you spend your maximum time in your family. Hence, you should try your level best to focus on the values that are taught only in the family or School.

There are some suggestive points for you with an expectation that you will follow without any excuse.

### You are suggested to –

- ❖ Do Your Vacation Work by yourself.
- ❖ Avoid separates Note Book for Assignment
- ❖ Write Good, Neat and Clean.
- ❖ Use a file to settle the Pages of Assignment.
- ❖ Do all the work with Day and Date.
- ❖ Avoid playing in the Sunshine or Hot Places.
- ❖ Try to pray God daily.
- ❖ Pay special attention towards your Health and Caring.
- ❖ Touch the Feet of your Parents, Grand Parents and other Elders of your family at least two times in a day (Morning & Night)

### Request to Parents:

- ❖ Holidays homework should be done by the child, under parental guidance.
- ❖ The child should have a fixed time daily, for doing the assignments.
- ❖ Nurture your child's interest – be it art, music, dance or anything else.
- ❖ Let him/her pursue a hobby of his /her own choice.
- ❖ Please train your child to become independent in his daily chores.

### Please Involve child at home in the following tasks –

- ❖ Help to keep the house clean- clear toys, books or craft after they finish playing.
- ❖ Help your mother to set and clear the dining table.
- ❖ Remember to converse in English.
- ❖ Be polite while speaking and talk softly.

### To enhance children's creativity and innovation for the progressive learning. Help your child to do the following:

- ❖ **Morning Blessings:** Help your child inculcate good habits like doing "Surya Pranam" & encourage him/her to greet all elders in the morning.
- ❖ **Fun in Knowing:** Tell the child about your childhood, share incidents from the past and show him/her old family albums. This will strengthen the bond between you and your child.
- ❖ **Fun with Books:** Read English and Hindi stories to your child with morals.
- ❖ **Fun with family:** Make use of these holidays and spend quality time together as a family and make your child feel special.
- ❖ **Fun with Parents:** Cook dinner together. Show your child how to measure 1 cup, 1/2, 1teaspoon etc. Start naming the food groups, when you serve them.
- ❖ **Go for shopping together:** Tell your child about market and mall differences, about the things, items and material purchased from there.
- ❖ Let your child help in your household chores like cleanings, dusting and many more.
- ❖ Have walk together and talk to your child about what he/she likes and dislikes etc.
- ❖ Help your child to memorize the home address and your phone numbers too.
- ❖ Help your child in learning how to open and close his/her water bottle, lunch box.

**Subject- English**



1. Draw a rainbow and decorate it with the letters from A to Z.

A series of horizontal lines for drawing and writing, consisting of alternating blue and red lines.

2. Read chapter-3 and 4 of your English Literature books and write ten new words from these chapters.



3. Write the names of two person, places, birds, animals things and paste their picture too before their names.

4. Draw or paste the picture of a school boy/girl, imagine that it's you and write five sentences about it.



5. Write a To z cursive (small letter).

Handwriting practice lines for cursive writing, consisting of multiple sets of horizontal lines (top, middle, bottom) with a red margin line on the left.

Fill in the blanks with the letters given below to make new words:



oo

1. room
2. t\_\_\_\_\_l
3. p\_\_\_\_\_l
4. st\_\_\_\_\_l
5. br\_\_\_\_\_m

ang

1. bang
2. s\_\_\_\_\_
3. r\_\_\_\_\_
4. h\_\_\_\_\_
5. g\_\_\_\_\_

th

1. this
2. \_\_\_\_\_at
3. \_\_\_\_\_ese
4. \_\_\_\_\_ose
5. \_\_\_\_\_ere

wh

1. whip
2. \_\_\_\_\_en
3. \_\_\_\_\_ere
4. \_\_\_\_\_y
5. \_\_\_\_\_at

ing

1. sing
2. r\_\_\_\_\_
3. str\_\_\_\_\_
4. br\_\_\_\_\_
5. k\_\_\_\_\_

ch

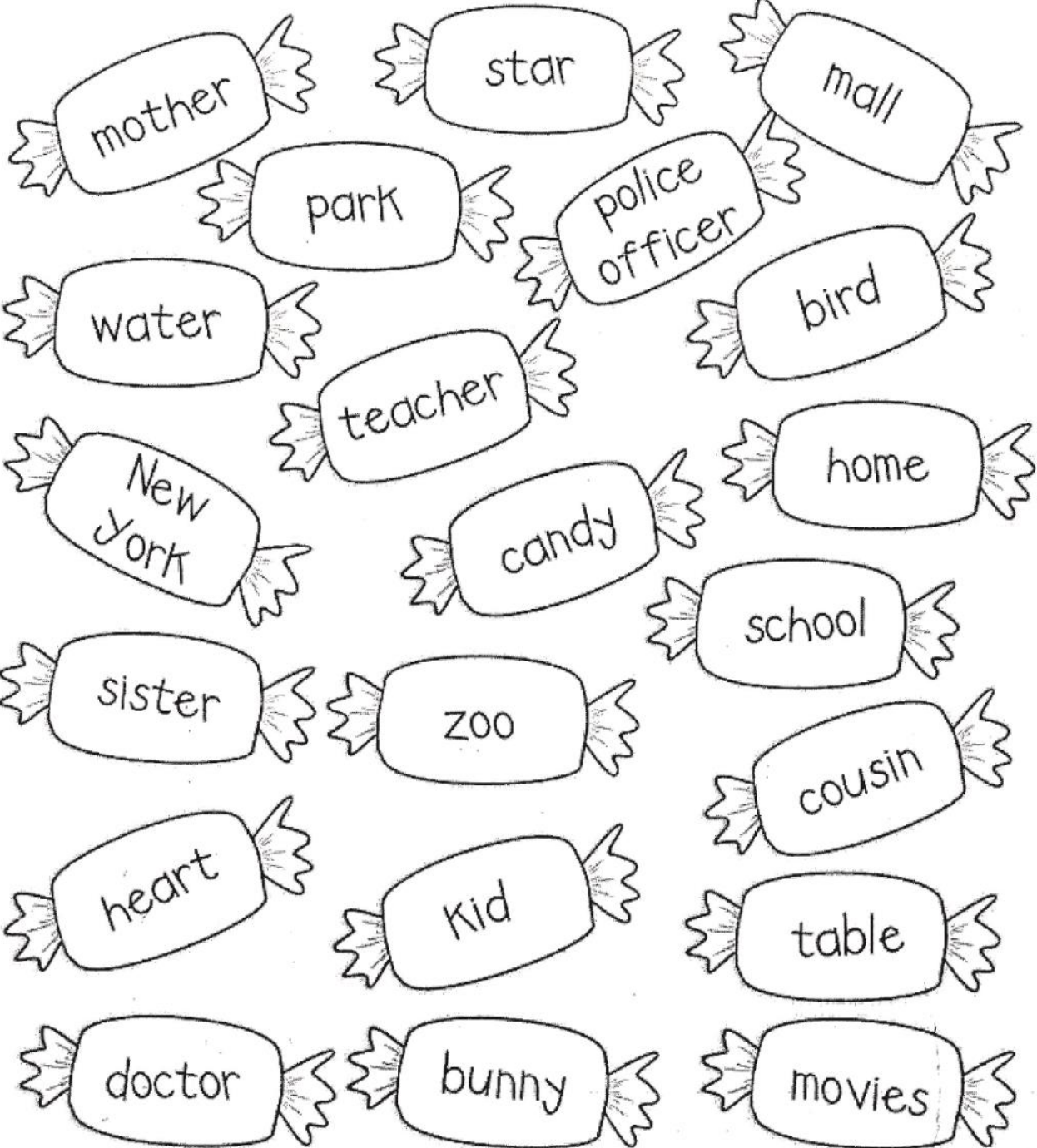
1. chick
2. \_\_\_\_\_ain
3. \_\_\_\_\_alk
4. \_\_\_\_\_irp
5. \_\_\_\_\_at



# SWEET NOUNS

Read the nouns on the candy. Use the colour code to colour the candy

Colour Code :    person -    red            place -            purple  
                           thing -    pink            animal -         orange



## विषय- हिन्दी

1. सेब का चित्र बनाकर व्यंजन वर्ण सजाइए।



2. इ व ई की मात्रा से बने 10-10 शब्द लिखिए।

3. निम्नलिखित शब्दों का विलोम लिखिए –

दिन - \_\_\_\_\_

मोटा - \_\_\_\_\_

राजा - \_\_\_\_\_

छोटा - \_\_\_\_\_

काला - \_\_\_\_\_



जोड़ कर शब्द पूरे करो-

आ

- समान
- म
- राम
- काश
- ग
- दत

---



---



---



---



---



---



पा

- लक
- लना
- ठशाला
- ठ
- स
- यल

---



---



---



---



---



---

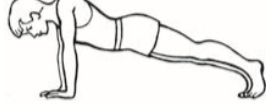
आ की मात्रा लगाकर शब्द पूरे करो और  
चित्र में रंग भरो।

गड़-गड़, गड़-गड़ ब दल अ य  
ब दल अ य , जल भर ल य ।  
क ल क ल ब दल छ य  
छम-छम, छम-छम जल बरस य ।



## चित्र को देखकर वाक्य पूरे करो।

1. अमन



\_\_\_\_\_ करा।

2. राधा



\_\_\_\_\_ चखा।

3. नमन



\_\_\_\_\_ मत पटका।

4. बाज़ार जाकर



\_\_\_\_\_ ला।

5.



\_\_\_\_\_ जलाकर खाना बना।

6. आकाश



\_\_\_\_\_ ला।

7. राम



\_\_\_\_\_ जा।

8. पलक



\_\_\_\_\_ लाई।

**MATHEMATICS**

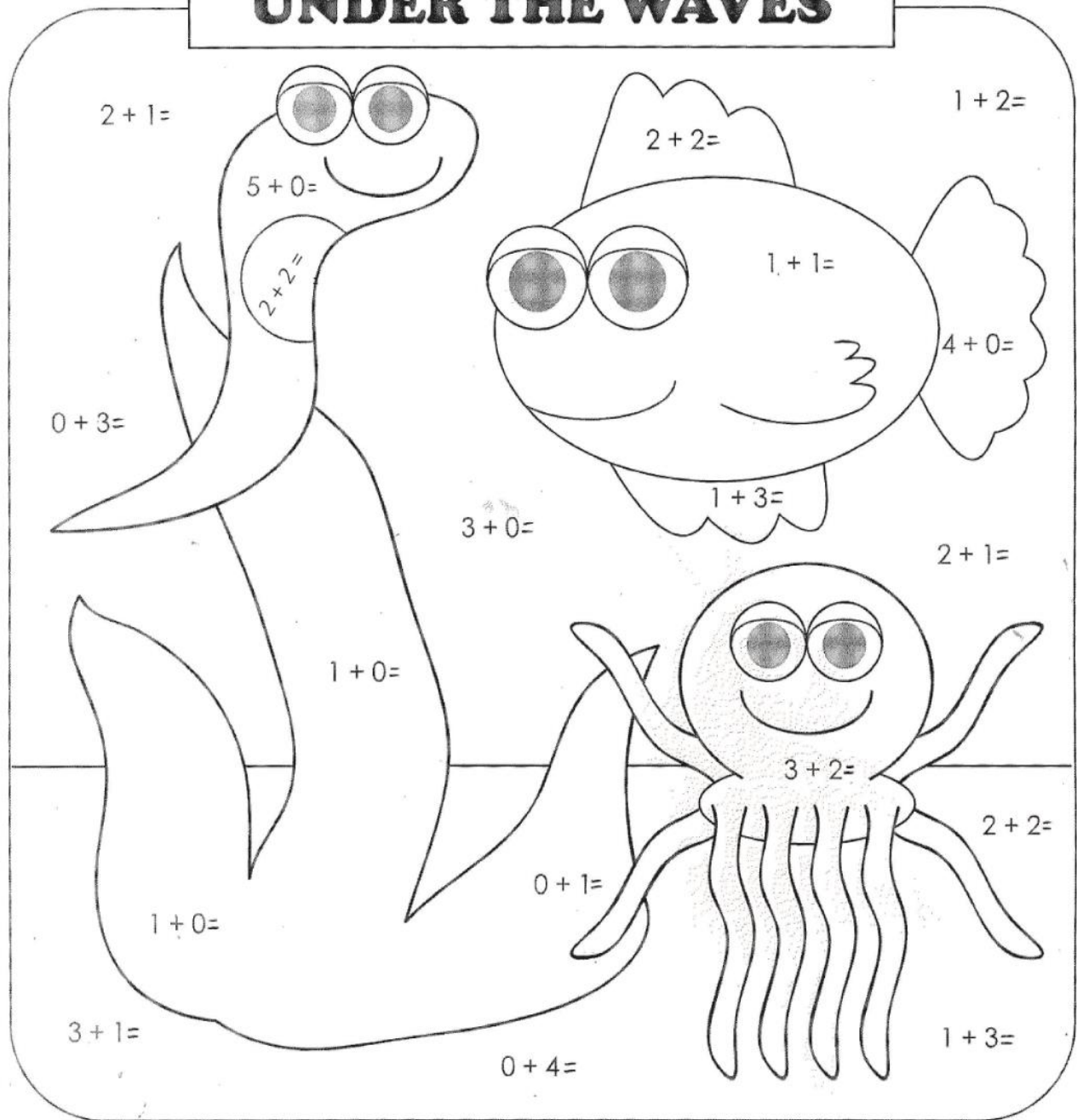


# Add and Colour

Add then colour all the sums using the colour key below.

- 1 - Green      2 - Red      3 - Blue      4 - Yellow      5 - Orange















## UNDER THE WAVES



# Number Names and Numerals


Count each object in the picture and write its numeral and number name. Colour the picture.



	<input type="text" value="4"/>	Four			<input type="text"/>	
	<input type="text"/>				<input type="text"/>	
	<input type="text"/>				<input type="text"/>	
	<input type="text"/>				<input type="text"/>	
	<input type="text"/>				<input type="text"/>	
	<input type="text"/>				<input type="text"/>	
	<input type="text"/>				<input type="text"/>	

# FUN WITH SHAPES

Count and Colour the Shapes



**Count**

\_\_\_\_\_

\_\_\_\_\_

\_\_\_\_\_

\_\_\_\_\_

**Colour**

Blue





Pink

Yellow

Orange

Subject: EVS



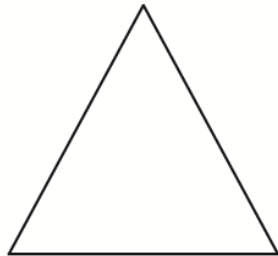
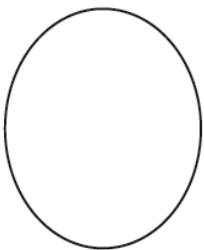
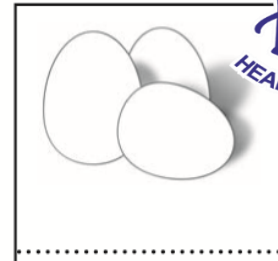
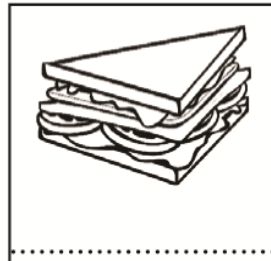

1. Make the pictures of our sense organs and write their names.



2. Paste the picture of five good and healthy habits.



Here are some food items with interesting shapes. Find and match the food items with their shapes. Then write their names in the given blanks.



The names of some healthy food items are hidden in the grid below. Cross out the Q and read the remaining letters in each row to know the names. Write in the given blanks.

1.	Q	R	Q	I	C	Q	Q	E	Q	Q
2.	Q	Q	E	Q	Q	G	Q	Q	G	Q
3.	Q	B	Q	A	N	Q	A	Q	N	A
4.	Q	Q	M	Q	I	Q	L	K	Q	Q
5.	Q	R	Q	Q	O	T	Q	Q	Q	I

1. ....

2. ....

3. ....

4. ....

5. ....



Subject: Computer



1. Learn and Write the full form of –

ALU \_\_\_\_\_

PC \_\_\_\_\_

CD \_\_\_\_\_


CPU \_\_\_\_\_

RAM \_\_\_\_\_

ROM \_\_\_\_\_


2. Draw the image of mouse and keyboard.






## P. G. SENIOR SECONDARY SCHOOL

Affiliation No.: 2131500    Affiliated to CBSE, (10+2) New Delhi, Bharat    School Code: 70839



NIDHI SINGH

Qualified IIT MAINS  
& ADVANCE 2021  
(Campus-IIT, Guwahati)



# HOW

## Nidhi's Biggest Dream of Life came true

Know from the TOPPER herself !

I am Nidhi Singh, I got admission in P.G. Senior Secondary School in class 6<sup>th</sup> and studied there till class 12<sup>th</sup>. It has been an amazing experience of my life where the school not only focuses on academics but also on overall development of a student. The teachers here are very helpful and supportive. Moreover, I would like to thank every teacher of this family who helped me to develop my overall personality by correcting my mistakes.

Nidhi Singh

For Admission Enquiry - +91-9918035063

Address: D.C.F. Chowk, Captainganj-Kushinagar