

P.G. Senior Secondary School

D.C.F. Chow, Captainganj-Kushinagar

EDUCATING

Summer Holidays Homework

Session – 2022-23

Class – L.K.G

Student's Name

Class **LKG**

Months- **May & June**

Obt. Grade/Marks

Teacher's Sign.

Class Teache's Contact. No.- 9198969252, 7570833436

Principal Cont No.- 9450683593, Vice Principal Cont. No.-9450683376

HEART AND MIND

Dear Students,

Summer Vacation is really a time duration that brings a lot of joy and new things for you. But this duration is not only for entertainment. It is the time period when you spend your maximum time in your family. Hence, you should try your level best to focus on the values that are taught only in the family or School.

There are some suggestive points for you with an expectation that you will follow without any excuse.

You are suggested to –

- Do Your Vacation Work by yourself.
- Avoid separates Note Book for Assignment
- Write Good, Neat and Clean.
- Use a file to settle the Pages of Assignment.
- Do all the work with Day and Date.
- Avoid playing in the Sunshine or Hot Places.
- Try to pray God daily.
- Pay special attention towards your Health and Caring.
- Touch the Feet of your Parents, Grand Parents and other Elders of your family at least two times in a day (Morning & Night)

Request to Parents:

1. Holidays homework should be done by the child, under parental guidance.
2. The child should have a fixed time daily, for doing the assignments.
3. Nurture your child's interest – be it art, music, dance or anything else.
4. Let him/her pursue a hobby of his /her own choice.
5. Please train your child to become independent in his daily chores.

Please Involve child at home in the following tasks –

1. Help to keep the house clean- clear toys, books or craft after they finish playing.
2. Help your mother to set and clear the dinning the table.
3. Remember to converse in English.
4. Be polite while speaking and talk softly.

To enhance children's creativity and innovation for the progressive learning. Help your child to do the following:

- Morning Blessings: Help your child inculcate good habits like doing "Surya Pranam"&encourage him/her to greet all elders in the morning.
- Fun in Knowing: Tell the child about your childhood, share incidents from the past and show him/her old family albums. This will strengthen the bond between you and your child.
- Fun with Books: Read English and Hindi stories to your child with morals.
- Fun with family: Make use of these holidays and spend quality time together as a family and make your child feel special.
- Fun with Parents: Cook dinner together. Show your child how to measure 1 cup, 1/2, 1 teaspoon etc. Start naming the food groups, when you serve them.
- Go for shopping together. Tell your child about market and mall differences, about the things, items and material purchased from there.
- Let your child help in your household chores like cleanings, dusting and many more.
- Have walk together and talk to your child about what he/she likes and dislikes etc.
- Help your child to memorize the home address and your phone numbers too.
- Help your child in learning how to open and close his/her water bottle, lunch box.

Activity- Make a calendar of your birthday month on an A-4 size sheet and highlight your birthday. Like - shown in the picture. You can use your creativity –



Handmade Folder -Let the child learn how to organize and manage his/her documents. So, with the help pf parents, let the child make a folder with handmade sheets (as shown in pics). Write name of the child on it. Child will be using it in the class to keep his/her worksheets.



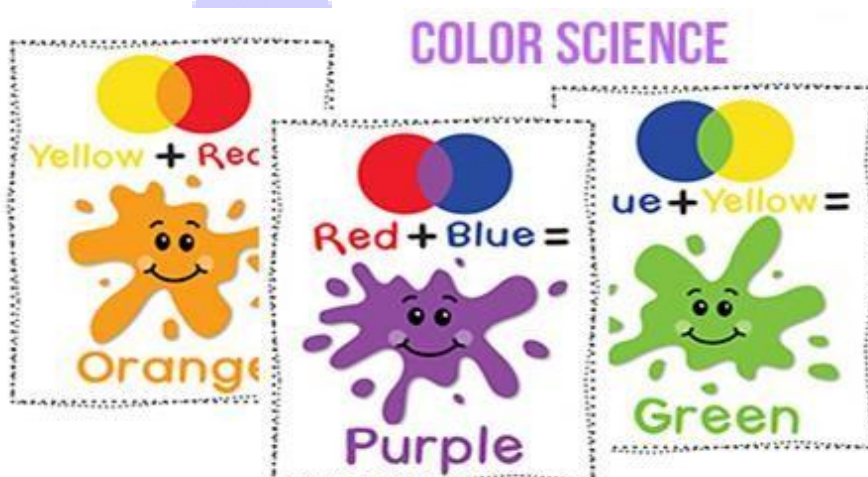
My table mat - MY ART PIECE – Create an art piece on A3 sheet by crayons or oil pastel colours. Let the child use his/her own creativity. Few images have been given for reference. Child can draw anything (a scene of garden, night scene with stars and moon on black sheet, river side scene, flowers etc). Colour and decorate nicely. Get it laminated.

Bring it to school and it will stay in class so that you can use it during lunch break.



FUN WITH COLORS –

Let the child know that by mixing colours they can make new colours. Let him/her try mixing of different colour.



MIND

तीन और चार अक्षरों वाले नए नए शब्द पढाये और समझाए
(जसे) -



अक्षर जोड़ कर शब्द बनाओ -

म + द + न = मदन

ब + ट + न =

ब + द + न =

प + ह + न =

म + ट + र =

न + म + क =


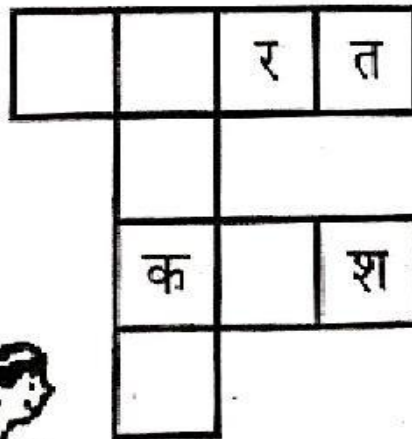

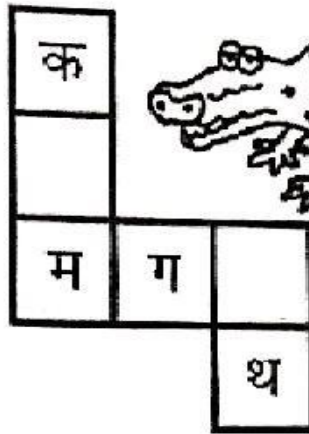
श + ह + द =

र + ज + त =

ब + त + ख =







शब्द पहेली




"I AND"

Count backwards from 20. Trace and fill in the missing numbers.




Draw a circle around each total


	1 2 3 4
	1 2 3 4
	1 2 3 4
	1 2 3 4
	1 2 3 4

ART AND MATH

What comes after -



What comes before



Fill in the missing numbers -

	17		14		16		10	
9		11	18		20		13	
	19			5			18	
8		10		15		10		12
	16		12		14	7		9
17		19		13			19	
15		17		6		16		18



Fill in the Missing Numbers

99

101

85

87

81

83

92

94

96

98

95

97

84

86

80

82

93

95

86

88

89

91

91

93

82

84

87

89

94

96

98

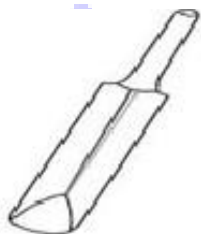


100

1. Make three letter 'a' sound words from the word 'important'. One is done for you.

Tan				

2. Write ten words of sound 'a'.

Match the picture to the correct word and colour the picture.



Car

Bat

Cat

Hat

Look at the picture and write the beginning sound-



an



at



an



ag



at




at



ax























ap



am





HEART AND MIND

Look at the picture and write beginning and ending sound-

HEART AND MIND

Frame new words using given alphabets and write in the space given. Colour the beginning, middle and ending sound alphabets (as given in example) -


picture	color	write
	r a g d a t	<hr/> <hr/> <hr/>
	d a r c a b	<hr/> <hr/> <hr/>
	e a p n a t	<hr/> <hr/> <hr/>
	j a r c a t	<hr/> <hr/> <hr/>

ART AND

Join the dots and colour the picture -



Colour the picture, count the shapes and write in column -



Colour the image according to given codes :-

1 RED

2 YELLOW

3 BLUE

4 GREEN

5 BROWN

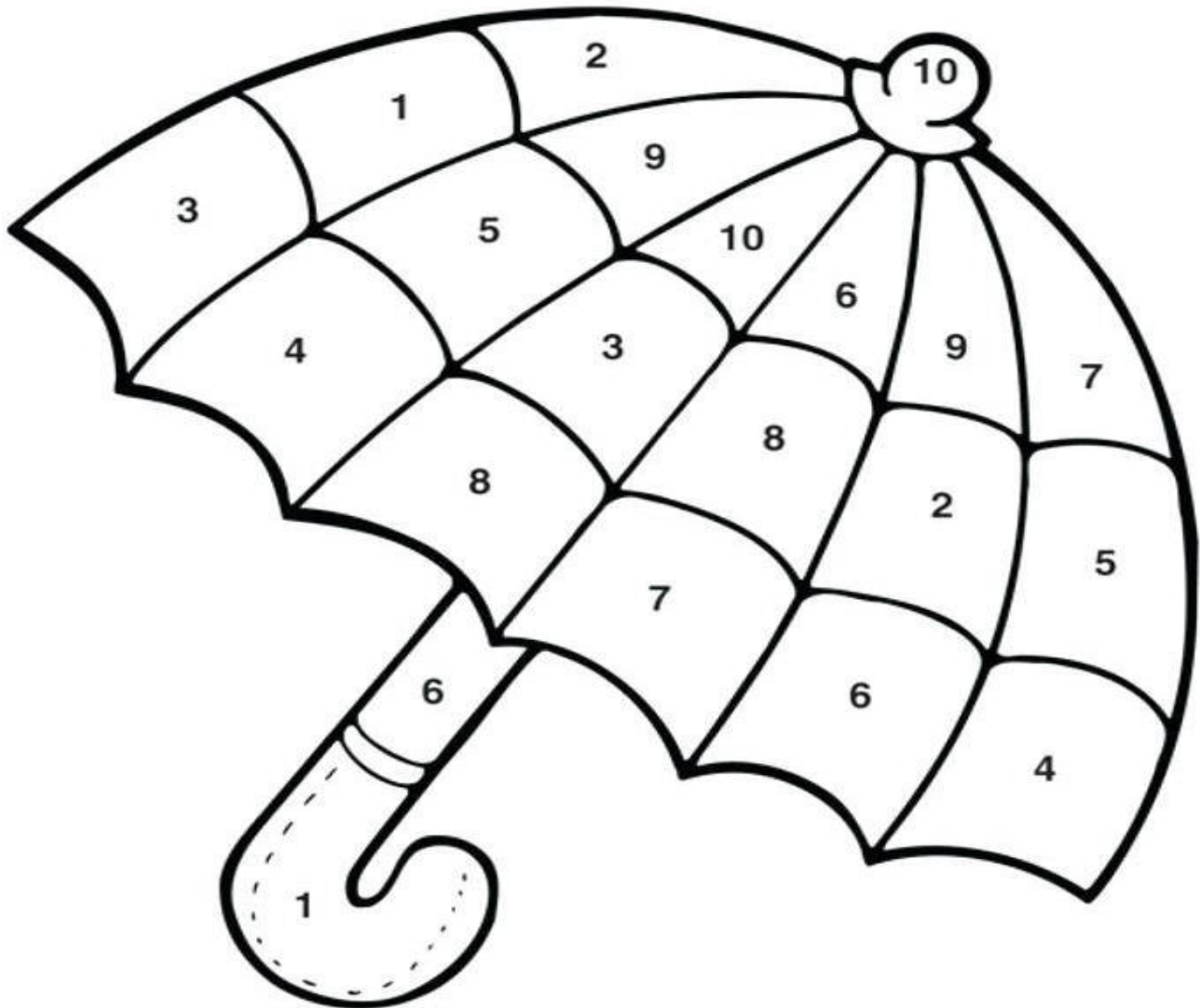
6 PINK

7 PURPLE

8 BLACK

9 GRAY

10 ORANGE



HEART AND MIND

Write A to Z Capital Letter in Cursive Hand Writing-


EDUCATING

EDUCATING

HEART AND MIND

Write A to Z Capital Letter in Cursive Hand Writing-

EDUCATING



HEART AND MIND

1. अ से अ: तक लिख कर याद करें

EDUCATING
R
HEART AND MIND

क से क्ष तक लिख कर याद करें

EDUCATING

KG

HEART AND MIND

Colour it.




DUCK

Colour it.



PARROT

Colour it.



DORAEEMON